

## SLIGP Metrics and Milestones July 2013 - December 2014

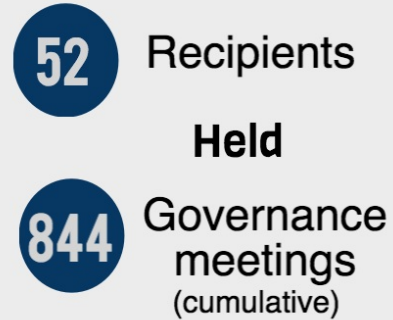
Q6 = Quarter ending December 31, 2014  
Q5 = Quarter ending September 30, 2014

### Stakeholders Engaged



Change from Q5: **+13,751** stakeholders


### Governance Meetings



Change from Q5: **+44** meetings

### Staffing (excluding contractors)

#### Individuals on Staff (Q6)




Change from Q5: **+20** individuals

#### Full-Time Equivalent (FTE) (Q6)



Change from Q5: **+13.1** FTE

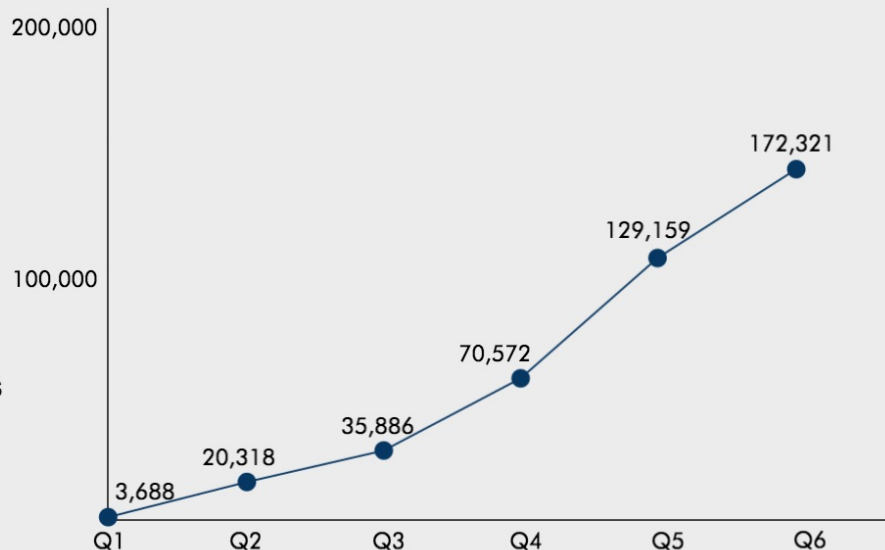
 = 10 individuals

### Recipients Conducting Education and Outreach with SLIGP Funds

**172,321**

Education and outreach materials distributed, including:

-  Websites and social media pages
-  Workshops and conferences
-  Newsletters and emails
-  Presentations and speaking materials



Cumulative Outreach Materials Distributed

Change from Q5: **+43,162** materials